

FESTOOL

# MAGAZINE.

#3

THE ISSUE FOR CARPENTERS  
AND JOINERS

AUTUMN  
2021



# NEXT GENERATION

THE FUTURE TODAY  
WHAT MAKES THE  
NEXT GENERATION TICK.

**FOCUS** DIFFERENT PATHS TO THE SAME DESTINATION: HOW THE NEXT GENERATION OF WOODWORKERS IS MOVING FORWARDS <sup>04</sup>  
**TOOLS** DUAL BATTERY POWER: THE NEW KSC 60 PERFORMS IMPRESSIVELY EVEN WITHOUT MAINS POWER <sup>12</sup>  
**PROJECTS & WORK** SWEDEN AS AN ADOPTED HOME: OUT AND ABOUT WITH POLISH CARPENTER MAREK MALEK <sup>18</sup>  
**TOOLS** DUST-FREE WORK WITHOUT CABLES: THE NEW CTC MINI/MIDI AND CTC SYS CORDLESS EXTRACTORS <sup>24</sup>  
**LOOK INSIDE** EXCELLENCE WITHOUT COMPROMISE: WHY FESTOOL LEAVES NOTHING TO CHANCE <sup>48</sup>

# EDITORIAL

Dear readers,

If technical experts are to be believed, the timber construction industry has a promising future. And that is clear: **The next generation of** Young woodworkers that we've met in **Poland, Austria and Belgium** are shaping the future by taking very different routes in terms of creativity and innovation, as well as working as part of collectives.

What they all share is their passion for wood and a soft spot for excellent tools that are continuously improved with every new generation. This is also true of the new **guide rail** that we originally invented almost 60 years ago and have been continuously developing in a system ever since to make it even easier to saw with perfect precision. In addition, our new **CTC MINI/MIDI and CTC SYS cordless extractors** enable you to work completely dust-free in a cordless system. What's more, our new **KAPEX KSC 60 cordless sliding compound mitre saw** is just as precise and powerful as a mains-powered tool.

We've put the latest Festool tools to the test in **Sweden**, where wood is used in construction work more often than anywhere else in Europe. Finally, our visit to a family-owned **Austrian joinery** run by its fifth generation gave us the opportunity to marvel at how well tradition can be combined with the future.

You can find all of this and further sources of inspiration in this third issue of our magazine. We hope you enjoy it!

Yours sincerely,

A handwritten signature in white ink, appearing to be 'RK', written in a cursive style.

René Kruk  
Managing Director of Festool Deutschland GmbH

# CONTENTS

# #3

03

04

**Focus**

## **NEXT GENERATION**

Working creatively, innovatively and in collectives – young woodworkers shaping the future.

12

**Tools**

## **CORDLESS TRIMMING**

The new KAPEX KSC 60 produces high-precision cross-cuts with maximum battery power.

18

**Projects & work**

## **LAGOM ÄR BÄST**

Case study of a Polish woodworker who moved to Sweden to ply his trade.

24

**Tools**

## **UNLEASH THE POWER**

Work dust-free in a cordless system with new CTC MINI/MIDI and CTC SYS cordless extractors.

30

**Tools**

## **READY TO DO MORE**

The wide range of tailor-made Festool cordless solutions offers more options without cables.

32

**Tools**

## **GUIDING PERFECTION**

With the new FS/2-KP guide rail, you can achieve precise results in any position.

38

**Dedication**

## **FOR THE LOVE OF WOOD**

Visiting Tischlerei Roither ('Roither's Joinery'), a family-owned business run by its fifth generation.

44

**Tools**

## **SMALL & EXQUISITE**

The new OF 1010 R router is a real all-rounder when it comes to versatility.

46

**Solutions**

## **DIABOLICALLY GOOD ROUTING**

Our compact router gets it done in a system and is perfect in every way when it really matters.

48

**Look inside**

**3:0**

We pull out the stops in three different areas to ensure that our customers have zero problems when working.

54

**Tool tip**

## **THE DUO CHARGER**

The new TCL 6 DUO rapid charger allows you to charge two battery packs simultaneously.

55

**Legal notice**



# NEXT GENERATION

While woodworking has a great tradition, it has always benefited from the arrival of a younger generation. While they may not do everything better, they do often take new approaches. We've taken a look at tradespeople in Poland, Austria and Belgium to see what makes the next generation of woodworkers tick.

Text: **Ralf Christofori** | Photography: **Igor Dziejicki, Sven Cichowicz, Simon-Paul Schempershofe**




**MIKÓWIEC**

51° 59' N | 21° 10' E



**SCHOPPERNAU**

47° 19' N | 10° 1' E



**GENT**

51° 3' N | 3° 43' E

## Creative.

# Artistically unique, handcrafted pieces.

06

**A**licja Solarska has created her own wonderland or, as she would put it, she's become 'Alice in the Woodland'. For 12 years, Solarska has lived on the grounds of a sawmill around 30 kilometres south-east of Warsaw. Surrounded by wood and machinery, her passion and fascination for wood as a material continued to grow. It took ten years to turn her idea of becoming a self-employed owner business owner into a reality. She took the leap of faith in 2018, making the decision on her own, for herself and 'on a bit of a gut feeling,' Alicja Solarska admits. 'I imagined that everything would be easier than it actually was,' she remembers. Showing great courage and anything but naivety, Solarska found her way through the bureaucracy. She also faced the authorities' suspicions towards a young Polish woman who was really going against the status quo in founding a new company. But she wouldn't be discouraged.

The creative carpenter therefore succeeded in founding a company without selling her artistic soul. And, in fact, it does seem like a bit of fairy tale when you now see Alicja Solarska in her world of wood – when she explains how she feels a spark whenever she is machining a piece of wood, how she raves about the fact that she's doing what she loves and loves what she does. How many people can unreservedly say that about themselves? Alicja Solarska certainly can. In her work, she designs furniture and produces artistically unique pieces for customers. 'However, my favourite projects are my own creations,' she says. 'Where I can be 'Alice in the Woodland' and let my creativity run wild.'



**'FOR MY CREATIVE WORK, IT'S IMPORTANT TO FIND MY OWN UNUSUAL SOLUTIONS BASED ON EXPERIENCE. THAT'S THE ONLY WAY I CAN GROW.'**

Alicja Solarska

→ Alicja Solarska loves what she does – and she prefers working with precision tools from Festool.

✓ Demonstrating a real feel for the material and taking great care, the young carpenter transforms a piece of wood into a washbasin.

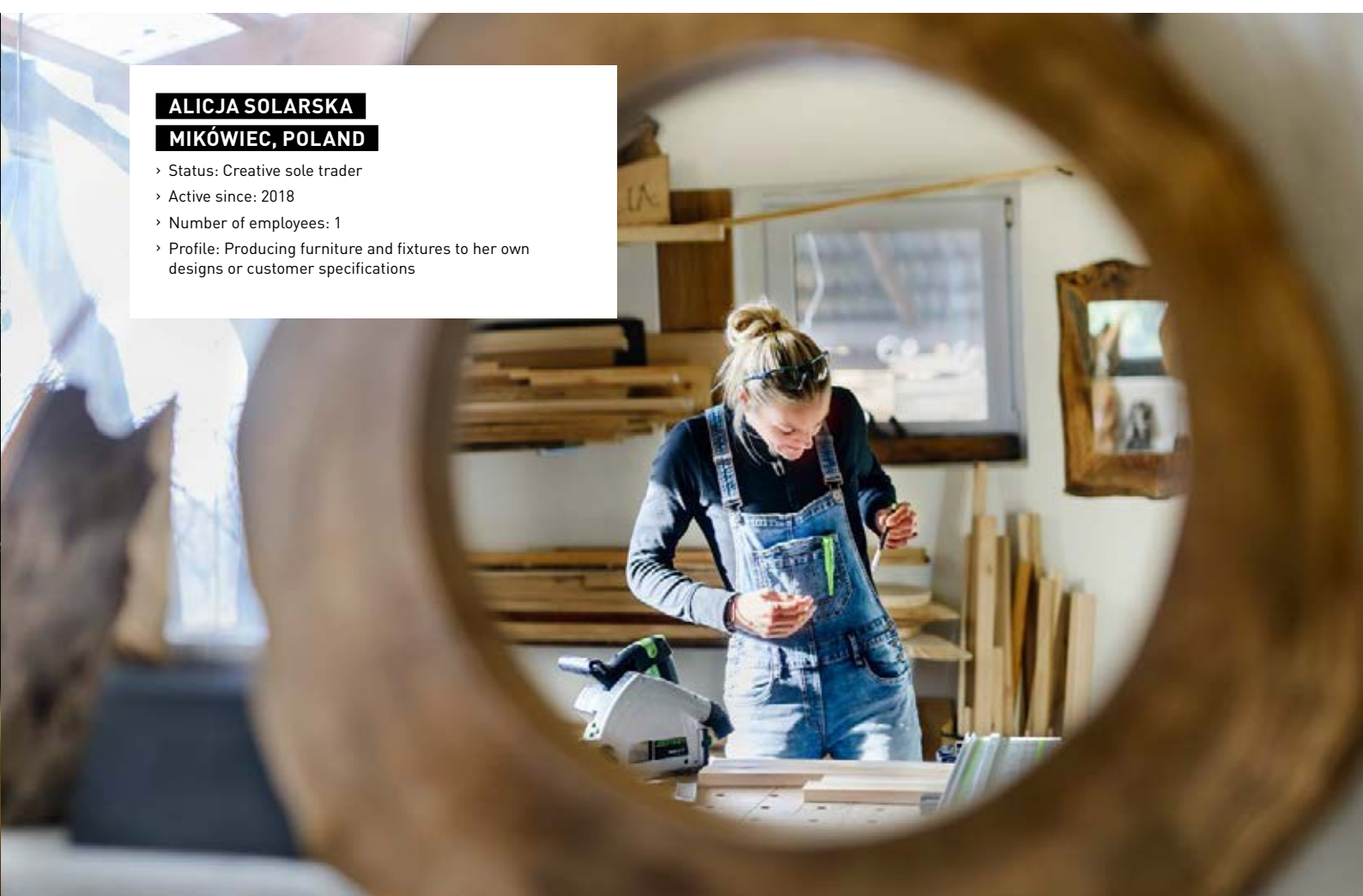


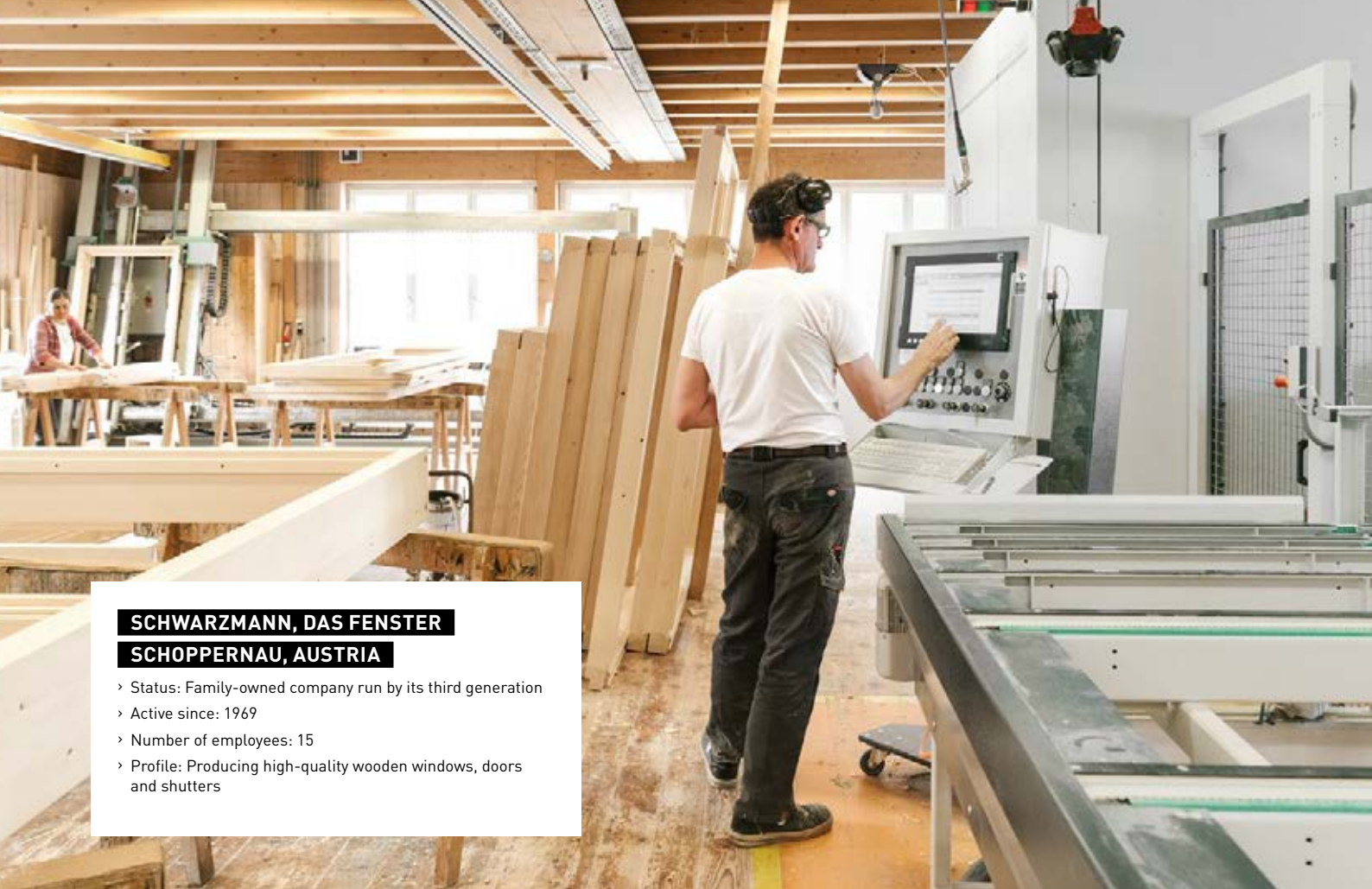


**ALICJA SOLARSKA**

**MIKÓWIEC, POLAND**

- › Status: Creative sole trader
- › Active since: 2018
- › Number of employees: 1
- › Profile: Producing furniture and fixtures to her own designs or customer specifications





**SCHWARZMANN, DAS FENSTER**  
**SCHOPPERNAU, AUSTRIA**

- › Status: Family-owned company run by its third generation
- › Active since: 1969
- › Number of employees: 15
- › Profile: Producing high-quality wooden windows, doors and shutters

↑ At Schwarzmann's workshop, employees use traditional craftsmanship techniques as well as modern CNC technology.

↗ Window fitting of the finest quality with a very special view – at the 'WOLF' ski lodge in Oberlech, western Austria, designed by the architect Bernardo Bader.

↓ One company spanning three generations (from left to right): Founder Felix Schwarzmann with his grandson Jan and son Claus.







Photography: Adolf Bereuter

**'THERE ARE OFTEN TECHNICAL ISSUES WHICH ME AND DAD GET STUCK ON - AND IT'S MY GRANDFATHER WHO COMES UP WITH THE SOLUTION, WHICH IS REALLY HELPFUL!'**

Jan Schwarzmann

## Innovative.

Keeping tradition alive while also exploring new avenues.

**W**e've always been innovative,' says Jan Schwarzmann. And when the 24-year-old, the most recent addition to the family-run business spanning three generations, says 'always', he means his grandfather sitting next to him. In 1969, Felix Schwarzmann, in his mid-twenties, founded his own joinery in Schopfernau, in the Begrenz Forest region of western Austria. His workshop was in the ground floor of a residential building. 'In the mid-1980s, we were the first company in the local area to have a fax machine and a programmable computing machine,' he remembers. In 1996, the first window fitting angle system was acquired by the family-run business which has grown continuously. Felix was later succeeded by Claus Schwarzmann, who would successfully take his father's business into the 21st century. Likewise, following his master craftsman's examination, Jan already has his eyes on the future.

While the Schwarzmanns' window fitting company is at the cutting edge of its field and is certainly modern! it is also traditional in its aim to manufacture unusual solid wood windows to perfection. For instance, the large CNC router is used to route window profiles with very complex geometries with millimetre precision. Right next to it, there is also a large number of Festool sanders and cordless screwdrivers used by workers. Now and then, employees sometimes even rework pieces by hand. 'It's our task to maintain the craft and the associated skills, while also exploring new approaches in manufacturing processes,' says Claus Schwarzmann. He doesn't think that innovations are an end in themselves, believing that they only make sense if the results meet the highest standards. And the Schwarzmanns have extremely high quality standards, which will remain the case going into the next generation.



## TINTELIJN

### GHENT, BELGIUM

- › Status: Collective and ecological pioneer
- › Active since: 1989
- › Number of employees: Approx. 25
- › Profile: Shop and construction company that carries out painting, plastering and carpentry work, as well as producing floor coverings and interior finishing

↑ Side by side: The painters and carpenters at Tintelijn are part of a collective which can supply various trades.

→ At the carpenter's workshop, employees machine and manufacture workpieces for interior finishing.

↓ Painters use the on-site spraying booth to expertly coat and paint workpieces.



## Collectives.

A form of collaboration with a future.

**T**rained painter Jan Van de Gracht founded 'Tintelij' in the Belgian city of Ghent 32 years ago. And, in many ways, he was ahead of his time. For example, at a time when no one was interested in environmental issues, he decided to use environmentally-friendly materials and techniques. Moreover, he established a painting company where he wasn't the Managing Director but just another member of the collective. He gradually hired carpenters because he recognised that both the company and, above all, its customers benefited from having multiple trades and skill sets under one roof. 'It wasn't an easy journey,' says Jan Van de Gracht, 'people laughed at me for the first ten years.'

Nowadays, such organisations are all the rage. Maybe that's why people often think Tintelij is a young start-up company. 'We don't have a hierarchical structure among our workers. By collaborating with plasterers, painters and carpenters, you learn to respect each other's work,' explains Bram Klüssendorf, who has worked for Tintelij since 2001. Jan Van de Gracht continues, 'everyone takes responsibility in the interests of the company as a whole – and it's great to see how workers grow tremendously as a result.'

Indeed, all those working at the company have been equal to their tasks and can now take full advantage of their many years of experience in ecological construction. In 2018, the company moved to a new, larger site and extended both the business and the shop, the latter of which has been operating since 2006. At the shop, Tintelij not only sells ecological paints and construction materials, but also shares its valuable expertise in processing materials with customers and colleagues. 'Ultimately, everything we do is about how we and future generations want to live and work,' emphasises Bram Klüssendorf. 'Our collaborative model is based on the view that we can do more together than by working alone. And anyone willing to learn our fine craftsmanship will find a good future in ecological construction.' And, upon hearing that, who wouldn't want to be part of the next generation?

Read about the other issues on our customers' minds in the carpentry and joinery trades in our blog:  
» [www.festool.com/blog](http://www.festool.com/blog)

**'EVERYONE TAKES RESPONSIBILITY IN THE INTERESTS OF THE COMPANY AS A WHOLE – AND IT'S GREAT TO SEE HOW WORKERS GROW TREMENDOUSLY AS A RESULT.'**

Jan Van de Gracht

↓ Tintelij's high-quality paint and timber construction work are seamlessly combined in the company's unusual projects.



Photography: Anneke D'Hollander

# CORDLESS TRIMMING

The new KAPEX KSC 60 cordless sliding compound mitres saw allows users to make high-precision cuts – thanks to the dual battery system with full power and maximum endurance. Just like you'd expect from our mains-powered machines.

Text: **Melissa Berger** | Photography: **Thomas Baumann, Roger Nellsjö**

**N**owadays, it is generally the rule rather than the exception for tradespeople to be working at the workshop and travelling to five construction sites at the same time. That's why it's all the more important to always have the correct tool quickly available wherever you are. Cordless products have therefore become virtually indispensable – but only if they also supply sufficient power. And our new KSC 60 cordless sliding compound mitre saw certainly can. It has all of the well-known and much-appreciated qualities of the mains-powered KAPEX saw and allows users to make high-precision cross-cuts with maximum battery power.

How does the KSC 60 do it? – With its latest-generation, brushless EC-TEC motor and dual battery system (2 x 18 V), the saw offers more than enough torque and cutting power. Its mitre angles of up to 60° on each side and bevel angles of up to 46° or 47° on each side allow you to precisely saw workpieces to size in any position. Moreover, the twin-column guide with two bearings ensures that the saw blade is guided precisely, smoothly and safely, without wobbles or juddering. Finally, thanks to the speed preselection and saw blades for every application, every cut is perfect. This saw is fully adapted to the working material, extremely precise and has impressive power and durability both in the workshop and on the construction site.



# High precision and powerful.

## Excellent cross-cuts with dual battery power.

14

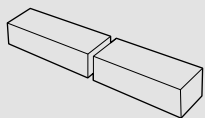


### Greater power and endurance

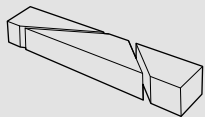
Depending on the application, the KSC 60 can be fitted with one or two 18 V battery packs (1 x 18 V or 2 x 18 V = 36 V). If you need even greater endurance, you can use the new TCL 6 DUO rapid charger to recharge two battery packs at the same time (see Tool tip on page 54).

### Maximum flexibility

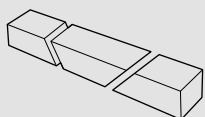
The new KSC 60 is extremely flexible. Thanks to its twin-column guide with two bearings, mitre angles of up to 60° on each side and bevel angles of up to 46° or 47° on each side, you can always make perfect cuts.



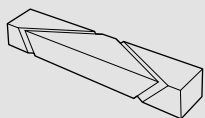
90°/90°  
305 x 60 mm




90°/45° right/left  
215 x 60 mm  
90°/60° right/left  
150 x 60 mm



45°/90° right  
305 x 20 mm  
45°/90° left  
305 x 40 mm



45°/60° right  
150 x 20 mm  
45°/60° left  
150 x 30 mm






**Maximum cutting power**

The combination of the lithium-ion batteries and the new-generation, brushless EC-TEC motor provides full power. In addition, the KSC 60's variable speed preselection enables work that is fully adapted to the working material.



**Stable support**

The additional feet (available as accessories) raise the KSC 60 workbench to the exact height of a Systainer SYS 1, providing long workpieces with optimal support.



[www.festool.com/ksc60](http://www.festool.com/ksc60)

Scan the QR code and see the new KAPEX KSC 60 cordless sliding compound mitre saw in action.

**'THE BATTERY-POWERED  
KAPEX KSC 60 IS REALLY JUST  
AS IMPRESSIVELY POWERFUL  
AS A MAINS-POWERED  
TOOL - WHILST PROVIDING  
FULL MOBILITY.'**

Marek Tischner, employee at IMM AB  
Svedala, Sweden





## Mobile and durable.

No mains power?  
Not a problem!  
With the new KSC 60.

**T**he highly impressive nature of the new KSC 60 with respect to precision, mobility and versatility is demonstrated when it's put to use. While this product will only be brought to the market in february 2022, our test customers have already put the new model through the wringer. After trying out the machines, they are impressed by its compact design, comparatively light weight and practical carrying handles. 'You can transport the KSC 60 everywhere you go and it's simple to start up – particularly when there is no mains power or it's very far away,' reports Marek Malek, owner of IMM AB based in the southern Swedish town of Svedala.

'The battery-powered KAPEX KSC 60 is really just as impressively powerful as a mains-powered tool – whilst providing full mobility,' adds Marek Tischner. However, what impresses the experienced woodworkers at IMM the most are the power and range of the new cordless sliding compound mitre saw. One reason for this is the fact that the new KSC 60 can be powered with one or two battery packs as required. In addition, there is also the new TCL 6 DUO rapid charger, which can charge two battery packs while you are operating the KSC 60 at maximum power in a dual battery system. This is ideal if you need to use the machine for extended periods of time and without interruption – with full power and maximum endurance.



### UNCOMPROMISING PERFORMANCE

With our Warranty all-inclusive\*, not just your tools but also **all batteries are fully covered**: See page 55 for terms and conditions, explanations and additional information.

# KSC 60

17



### THE NEW CORDLESS SLIDING COMPOUND MITRE SAW AVAILABLE FROM FEBRUARY 2022

- › **Independent.** You can use the new KSC 60 with powerful 18 V lithium-ion battery packs anywhere – even if there is no mains power.
- › **Mobile.** Our compact cordless sliding compound mitre saw with ergonomically positioned carrying handles is easy to transport. This means that changing locations with the robust KSC 60 is not a problem.
- › **Powerful.** The combination of the latest-generation EC-TEC motor and the dual battery system (2 x 18 V) means that the KSC 60 has consistently high and long-lasting torque.
- › **Versatile.** The new KSC 60 is unbeatable when it comes to versatility – thanks to its mitre angles of up to 60° on each side and bevel angles of up to 46° or 47° on each side.
- › **Clean and healthy.** When working with KSC 60, the chips are sucked up at their source – and this can even be done without cables when used in combination with the new CTC MINI/MIDI cordless extractors (see page 24).

### FIND OUT MORE

Visit our website for everything you need to know about the new KAPEX KSC 60 cordless sliding compound mitre saw:

› [www.festool.com/@577174](http://www.festool.com/@577174)

# LAGOM ÄR BÄST

Opinions are divided about the meaning of the Swedish expression 'lagom'. For some, it means 'not too much and not too little' – healthy moderation, while others think it means 'just right'. Marek Malek – owner of timber construction company IMM, based in the town of Svedala near Malmö – believes that 'just right' is the correct meaning as he won't settle for less. We visited him at a construction site.

Text: **Ralf Christofori** | Photography: **Roger Nellsjö**

**LJUNGHUSEN**

55° 24' N | 12° 55' E



20

**T**he blue sky above Ljunghusen, a town around half an hour's drive south of Malmö in southern Sweden, looks slightly bluer this morning. It is as if someone has taken the colour straight from the Swedish flag and painted it onto the sky. Maybe it looks this way because of the white wooden façade of the new building under scaffolding, which naturally heightens the contrast. Marek Malek looks for a brief moment and squints. But the boss has no time for daydreaming. There's a lot of work to be done. 'The blue sky is perfect for us but more from a meteorological perspective,' Malek says as he passes by. 'When making a timber construction, it's important to make it weatherproof as quickly as possible and this underpins everything. If there's moisture inside, then you've got big problems.'

The work therefore needs to be done quickly. And it has to be done right. Marek's team moves out onto the construction site, entering the building and climbing the scaffolding to get to work. The workers have already erected a two-storey house in next to no time on this plot of land with mature trees where a small summer house once stood. Large quantities of wood are processed on the site for a variety of applications, from the framework and the ridge purlin, to the façade and the interior finishing. Workers are busy fitting insulation, panelling, applying coatings, cutting wood to size, sanding areas and tightening screws. On top of this, there is the special decorative work for the windows and columns which needs to be carried out with great attention to detail.

#### Over 30 years of experience and expertise

'Wood is a living material that's wonderful to work with,' raves Marek Malek. And there's more than enough of it in Sweden. No other country in Europe builds as many constructions from wood. This was one of the reasons why Malek, born in Poland, decided to go to Sweden in 1986 to ply his trade in the area near Malmö. The carpenter founded IMM in 1989 and now feels like he has always lived in the area. He knows everything there is to know about timber construction in Sweden and has built typical Swedish houses in Germany, Switzerland and Ireland. He continues to be shaped by the experiences he has accumulated over more than 30 years, for better or for worse.


On the one hand, Malek is proud and pleased to have built up a business with a good reputation. On the other, he is more reluctant to remember a less pleasant experience which permanently changed his life and work. A few years ago, he fell from a piece of scaffolding and landed on his back. Doctors gave him a prognosis of spending the rest of his life in a wheelchair but, thanks to his strong will and good physical condition, he was able to walk again without walking aids.

→ Josef Malek (front) and Marek Tischner prefer working with cordless tools because it allows them to work completely independently of power sockets at the construction site.



**'GOOD CARPENTERS CAN  
WORK WONDERS AND  
OPTIMAL TOOLS HELP TO  
MAKE WONDERS A REALITY.'**

Marek Malek





#### **TIMBER CONSTRUCTION IN SWEDEN**

Making constructions from timber is considered to be long-lasting, sustainable and environmentally-friendly. What's more, this natural construction material grows right on Sweden's doorstep. About two thirds of the country is covered by forests, equating to around 280,000 square kilometres. For it to stay this way, three to four new trees must be planted for every tree felled.



↑ A large amount of timber needs to be processed to build a two-storey house, whether for its construction, façade or interior finishing.

← In particular, careful craftsmanship is required for the façade panelling – which might be considered the 'face' of the house.



### Expertise in and passion for woodworking

As dramatic as his workplace accident was, it didn't change anything about Marek Malek's firm resolve to continue running his successful company. In fact, he had originally wanted to be less involved but the large number of customers who greatly appreciated his work wouldn't relent. 'We currently have 16 employees. And we could easily take on a few more because demand is very high,' he says. At the same time, Malek explains, customer expectations are rising in the belief that everything should be done better and faster, adding with a wry smile, 'people online seem to suggest that anyone can become a builder. And because lots of DIY shows give the impression that a house could be fixed up in four days, it's easy to think that this is also possible in real life.'

Malek refutes this misconception with the absolute expertise of someone whose knowledge of and passion for woodworking is invaluable. And that's precisely what he communicates to his employees. At the construction site, he instructs the workers and gives them valuable advice about the material and how to process it, as well as explaining how to correctly handle the right tool. 'Good carpenters can work wonders and optimal tools help to make wonders a reality,' Malek believes. Since his teams carry out all of the work at the construction site, it is all the more important that they always have the right tool for each application.

### Working efficiently and achieving the highest quality

'Having good machinery is essential to our work,' says Malek, 'and the models have been getting better and better over the years and from generation to generation. In particular, the cordless system from Festool helps us tremendously, enabling us to work efficiently at construction sites, to save time and to achieve outstanding results.' Marek, as a Festool test customer, and his brother Josef had the chance to try out the new cordless KAPEX KSC 60 and both thought that it was great – and said that the dust extraction system with the new CTC MIDI cordless extractor was even better. 'Lagom,' muttered the boss, 'just right'. And that's the highest level of praise that he can give. This is because: 'just right' is the best.

Read about other exciting projects in the trade in our blog:  
» [www.festool.com/blog](http://www.festool.com/blog)

#### IMM AB

Marek Malek was born in Poland. After completing his carpentry apprenticeship, he left his home country for Sweden in 1986. In 1989, he founded IMM AB in the town of Svedala near Malmö in southern Sweden. The company currently has 16 employees and supplies all of the services required to build timber houses, from the interior finishing to façades.

**THE TEAMS FROM IMM CARRY OUT ALL OF THE WORK AT CONSTRUCTION SITES. IT IS THEREFORE ALL THE MORE IMPORTANT THAT THEY ALWAYS HAVE THE RIGHT TOOLS TO HAND.**

↓ Well equipped and organised in the best possible manner: The IMM team not only swears by Festool tools, but also its Systainers.







# UNLEASH THE POWER

Tradespeople who want to be as mobile and independent as possible will choose cordless solutions. Our new CTC MINI/MIDI and CTC SYS cordless extractors\* now enable you to work completely dust-free in a cordless system. Cordless. Unleash the power!

Text: **Melissa Berger** | Photography: **Simon-Paul Schempershofe, Torben Jäger, Thomas Baumann**



\*The tools or versions with Bluetooth® technology are not available in all countries. Please contact your local dealer for further information.

## Dust-free cordless systems.

Extractor power unleashed.

26

**W**hether you want to work in as dust-free and healthy a manner as possible at a workshop or a construction site is up to you. However, we think that it's very important that you have this option. Festool offers a comprehensive range of extractors. And they do what they do best – protect your health. They also all provide more than enough power. What it really comes down to is choosing the optimal dust extraction system for the application, which is why the Festool system has the right extractor for every application.

Moreover, three excellent models for mobile applications with cordless tools will be brought onto the market from spring 2022: Our compact CTC MINI/MIDI extractors\* and the CTC SYS Systainer extractor\*. These new cordless extractors will allow you to work dust-free with the cordless Festool system, ensuring maximum mobility and flexibility for assembly work or use at construction sites.

**For carrying: The cordless extractor in the Systainer format**  
It is even possible to carry the CTC SYS in the Systainer format over your shoulder while working on scaffolding or ladders. Moreover, this new cordless extractor is the first choice for service work and small tasks. For example, if you need to quickly give something a few finishing touches with a cordless tool or if you want to clean the construction site at the end of the day, the CTC SYS makes this quick and straightforward, without the need to tediously search for a power socket or the hassle of pulling cables.



### CUTTING DOORS TO LENGTH

You can use the CTC SYS cordless system with two 4.0 Ah Li-High Power Compact battery packs and the TSC 55 K to cut up to 20 doors (86 cm wide) to length in a dust-free environment.

# CTC SYS



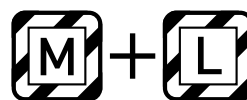
### THE FIRST CORDLESS DUST EXTRACTOR IN THE SYSTAINER FORMAT AVAILABLE FROM FEBRUARY 2022\*

- > **As powerful as a corded extractor.** Ideal for service work and small tasks that generate a small amount of dust. Supplies full power even without a mains power supply thanks to the two 4.0 Ah Li-HighPower Compact battery packs.
- > **Mobile and independent.** Work dust-free without pulling cables even in awkward corners, on ladders or scaffolding. It is also conveniently connected via innovative **Bluetooth®** technology\*.
- > **Suction power can be adjusted in three levels.** The right level can be selected for the application, which also extends the battery run time.
- > **Maximum flexibility and can be neatly stowed away.** The extractor is easy to carry over your shoulder by the shoulder strap and can be seamlessly integrated into both vehicle equipment for transportation.
- > Container volume: **4.5 l**
- > Weight: **7.6 kg (without batteries)**
- > Battery-powered: **2 x 18 V (4.0 Ah)**

### FIND OUT MORE

Visit our website to find out how to use the CTC SYS to work dust-free wherever you are and completely independently of the mains power supply:

> [www.festool.com/cordlessextractor](http://www.festool.com/cordlessextractor)



\*The tools or versions with Bluetooth® technology are not available in all countries. Please contact your local dealer for further information.

**THE NEW CTC SYS CORDLESS  
EXTRACTOR IS THE FIRST  
CHOICE FOR SERVICE WORK  
AND SMALL TASKS.  
THIS MEANS THAT YOU CAN  
WORK IN A COMPLETELY  
DUST-FREE ENVIRONMENT  
WITHOUT ANY CABLES.**





**THE NEW CTC MINI/MIDI**  
**CORDLESS EXTRACTORS**  
**HAVE BEEN DESIGNED TO**  
**WORK PERFECTLY WITH THE**  
**CORDLESS FESTOOL SYSTEM**  
**AND IMPRESS USERS WITH**  
**THEIR COMPACT SUCTION**  
**POWER – FREEING THEM**  
**FROM THE CONSTRAINTS**  
**OF ELECTRICAL SOCKETS.**



## First-class dust removal.

The new cordless compact dust extractors for cordless applications\*.

It doesn't get any more mobile than this. The new cordless extractors' compact design and low weight make them the perfect partner for your daily work, freeing you from the constraints of electrical sockets. Moreover, our CTC MINI/MIDI models provide comparable power to that of corded extractors thanks to the powerful 36 V turbine with 2x 18 V battery packs. The suction power can be adjusted to three levels according to the application, resulting in a longer battery run time. If you need even more endurance, we recommend using the PLUS version with four battery packs and the TCL 6 DUO rapid charger. This will allow you to power your cordless extractor with two battery packs, while recharging two battery packs at the same time.

### Tools and extractors in a cordless system

Whether you are sawing, sanding, drilling or cleaning – our new cordless extractors are perfectly tailored to Festool cordless tools. The CTC SYS and CTC MIDI are available in dust classes L and M, while the CTC MINI is available in dust class L. This is because: health comes first, even when work needs to be done quickly. All of the cordless extractors score highly in everyday use thanks to their new and intuitive touch control, smooth suction hose and the practical T-LOC for connecting Systainers. In addition, the innovative Bluetooth® autostart or the practical remote control\* ensures optimal interaction between the tool and the extractor. In other words, Everything is cordless, clean and can be operated at the push of a button.



### CUTTING PARQUET FLOORING TO SIZE

The suction power of the CTC MIDI with two 5.2 Ah standard battery packs is sufficient for using the KSC 60 to cut oak parquet flooring (of up to 20 cm) to size for 99 cuts.

# CTC MINI/MIDI

29



### COMPACT, CORDLESS MODELS WITH POWERFUL DUST EXTRACTION. AVAILABLE FROM MAY 2022\*

- › **Dust-free work in a cordless system.** The compact and powerful cordless extractors with a dual battery system 2 x 18 V (4.0/5.2/8.0 Ah) are ideal for extracting moderate volumes of dust.
- › **Mobile and independent.** The extractors can be used in combination with cordless tools to work completely independently of mains power. They are also conveniently connected via innovative Bluetooth® technology\*.
- › **Suction power can be adjusted in three levels.** The right suction power can be selected for the application, which also extends the battery run time.
- › **For universal use.** The extractors can be seamlessly combined with the Festool 18 V system, whether for mobile sawing, sanding or drilling applications.
- › Container volume: **10 l (MINI)/15 l (MIDI)**
- › Weight: **Approx. 12 kg (without batteries)**
- › Battery-powered: **2 x 18 V (4.0/5.2/8.0 Ah)**

### FIND OUT MORE

Visit our website to find out about how our CTC MINI and MIDI cordless extractors perform in cordless applications:

› [www.festool.com/cordlessextractor](http://www.festool.com/cordlessextractor)



\*The tools or versions with Bluetooth® technology are not available in all countries. Please contact your local dealer for further information.

## Tailor-made cordless solutions.

Ready to do more. And without cables.

30

**W**hy make life unnecessarily more difficult, when it could be even easier? Whether sawing, drilling, sanding, screwdriving or extracting dust, our powerful cordless products provide optimal support both at the workshop and on the construction site. They therefore enable you to work independently of mains power in every situation.

# 180

### TID 18

The TID 18 cordless impact screwdriver, which has 180 Nm of torque and a kickback-free tangential hammer, enables you to work efficiently and without tiring, even in hard-to-reach areas.



# 124

### KSC 60

During practical testing, our new KSC 60 cordless sliding compound saw made 124 cuts in 60 x 240 mm spruce square timber – without any difficulties and with the usual precision.

# 1.4

## ETSC 125

The ETSC eccentric sander weighs just 1.4 kg and is extremely handy and ergonomic. And, it goes without saying, we've even integrated the battery into the handle in a bespoke way.

## FIVE RULES OF THUMB FOR BATTERY CARE

1. Lithium-ion batteries (Li-ion) should neither be stored empty nor fully charged over extended periods of time.
2. Lithium-ion batteries may lose between 3% and 5% of their charge a month. This self-discharge is greater at high temperatures.
3. Lithium-ion batteries can be used at temperatures of between -10 °C and +55 °C. When charging the batteries, an outside temperature of between +5 °C and +45 °C is recommended.
4. A small current may flow even when the tool is switched off and, over a long time, this could lead to deep discharge which would damage and could even destroy the battery.
5. During deep discharge, the voltage drops down to 0 volts. If this state persists for a long period of time, the battery will lose a considerable amount of its capacity and you may no longer be able to charge the battery.



# +30%

## 4.0 Li-HighPower Compact battery pack

The high-current-resistant battery cells in the 4.0 Li-HighPower Compact battery pack offer 30% more endurance and power compared to standard lithium-ion cells.



[www.festool.com/products/cordless-products](http://www.festool.com/products/cordless-products)

Discover more tailor-made Festool cordless solutions on our website.



# GUIDING PERFECTION





The original guide rail was developed by Festool. It has been continuously developed to this day so that you can work with a steady hand. With the new FS/2-KP, you can even have both hands on the machine in any position.

Text: **Melissa Berger** | Photography: **Torben Jäger, Thomas Baumann**

## For steady work.

# Allowing you to achieve precise results.

34

**T**he guide rail was invented and has been continuously perfected by Festool. Indeed, this piece of equipment has stopped users from deviating from the right path when sawing or routing on millions of occasions. Since 1962, several generations of carpenters, cabinet-makers and joiners have always relied on Festool's guide rails for stable and precise straight lines. 'Because only the best is good enough even with tried-and-tested products, we've refined the guide rail again,' emphasises Festool product manager Boris Seyfried. How can it be better than the tried-and-tested product?

### The first guide rail with adhesive pads

Once again, Festool has come up with a unique solution for securing the new FS/2-KP guide rail, which is available in lengths of 1400 mm and 1900 mm. Namely, they have decided to use adhesive pads, which are inserted into the cut-outs provided in the guide rail and attached to the workpiece underneath. These adhesive pads can be used to fix the guide rail to work surfaces, floors and even walls, allowing users to make straight cuts in any position. And you can work with both hands on the machine. The adhesive pads can adhere to a range of materials and are easy to remove even from delicate surfaces without leaving unwanted residues.

### New connectors for connected guide rails

In order to make long, straight cuts and to achieve perfect work results, what really matters is keeping the guide rail stable and creating straight connections between guide rails. Festool has therefore now developed the new, self-aligning guide rail connectors to make it quick and easy to connect guide rails so that they are straight. When two or more guide rails are connected, the guide rail connectors remain stable and therefore ensure precise and uniform cuts over the entire length of the workpiece. It also goes without saying that all Festool guide rails can be connected to the new guide rail connectors without any difficulty.

**'BECAUSE ONLY THE BEST IS GOOD ENOUGH EVEN WITH TRIED-AND-TESTED PRODUCTS, WE'VE REFINED THE GUIDE RAIL AGAIN.'**

Boris Seyfried, Festool Product Manager

→ The new guide rail can be attached above the Systainer's carrying handle, using the elongated hole at the centre.

↳ The adhesive pads are quick and easy to use. Simply align the guide rail, press down the adhesive pads – and you're ready to start work.



### Protects the guide rail

The TSC 55 K cordless plunge-cut saw with the unique KickbackStop function reduces the risk of injury when sawing and not only protects your workpiece but also the guide rail.




## THE ORIGINAL

Sixty years ago, Festool (then known as 'Festo') invented the guide rail. The product very quickly became a perennial favourite and was replaced by a new aluminium version in 1980. From 2003 onwards, the FS/2 guide rail has been produced in a number of different variants.



## 1962

The first generation of guide rails was developed in 1962. In the image above, company founder Gottlieb Stoll demonstrates its first application with the portable circular saw in the early 1960s.



## 800 – 5000

From 1980, the aluminium guide rail, which weighed less, had become the guide rail of choice. Since 2003, the FS/2 has been available in eight different lengths, ranging from 800 mm to 5000 mm.




## 13000

To date, over 10 million guide rails have been sold worldwide. If you placed all of them in a straight line, it would measure around 13,000 km – which is longer than the Earth's diameter.



# FS/2 -KP



## Systems get it done.

An accessory you can count on.

**T**his clever accessory turns the FS/2-KP guide rail into a system that can be extended for cutting workpieces to size. Lately, a tailor-made solution has particularly stood out from Festool's wide and unique range of accessories for the guide rail system – the FS-WA angle stop, which can quickly be attached to the guide rail using a clamping lever and without the need for additional tools. This allows users to preset angled cuts between  $-60^\circ$  and  $+60^\circ$  with a high degree of precision, making it easy to cut workpieces to size and to do so with repeat accuracy. Moreover, the fixed locking positions for commonly used angle settings make it very easy to achieve maximum precision.

The FS/2-KP guide rail therefore is and remains the leading original model – particularly when used in a system. This means that future generations of carpenters, cabinetmakers and joiners will still be able to rely on Festool guide rails for even more stable and precise straight lines for many years to come.

### THE NEW GUIDE RAIL AVAILABLE NOW

- › **Precise straight lines.** The FS/2-KP guide rail allows users to make straight and precise cuts when carrying out horizontal work on floors and work surfaces, as well as for applications on walls.
- › **Secure grip.** The new adhesive pads make it quick and easy to securely fix the guide rail in any position – ensuring that nothing slips when working horizontally or on walls.
- › **Stable connection.** The new connectors are self-aligning and reinforce the structure. This makes connecting two or more guide rails so that they are straight much quicker and more convenient.
- › **Practical holes.** In addition to the holes for fastening screws, the new guide rail has cut-outs for adhesive pads – which, in turn, can be used to secure the rail to the workpiece. Moreover, the elongated hole at the centre makes it easier to transport the guide rail with the Systainer<sup>3</sup>.

### FIND OUT MORE

Visit our website for everything you need to know about the new FS/2-KP guide rail:

› [www.festool.com/fs-kp](http://www.festool.com/fs-kp)

# Accessories.

## The new guide rail in a system.

The only components that are better than the guide rail are the accessories. For example, these accessories make it even easier to produce precise cuts, the new connectors maintain stability, and the new adhesive pads hold the guide rail securely. And there are even more accessories which can turn the guide rail into a well-designed system that makes work considerably easier. Needless to say that all of the accessories (except for the adhesive pads) are backwards-compatible.

### ADHESIVE PADS



The new clip-on adhesive pads make it easy to fix the guide rail securely. Even on delicate surfaces, the adhesive pads are easy to remove without leaving unwanted residues.

### LEVER CLAMP



The lever clamp is used to securely fix the guide rail, which cannot come loose even under low-frequency vibration.

### ANGLE STOP



It is easy to connect the new adjustable angle stop with fine adjustment to the guide rail using a clamping lever. This allows users to precisely and reliably make angled cuts between  $-60^\circ$  and  $+60^\circ$ .

### GECKO



The GECKO can be used as a carrying handle and also for positioning the guide rail.

### DEFLECTOR



The new deflector prevents the suction hose or the cable from getting caught on the end of the guide rail.

### SYSTAINER



The new Accessories Systainer<sup>3</sup> ensures that the most important accessories are always within easy reach, such as the angle stop, connector set, deflector, KickbackStop and two fastening clamps.

### CONNECTOR




The new connectors are self-aligning and ensure greater stability – for precise and uniform cuts over the entire length of the workplace, even if two or more rails are connected.



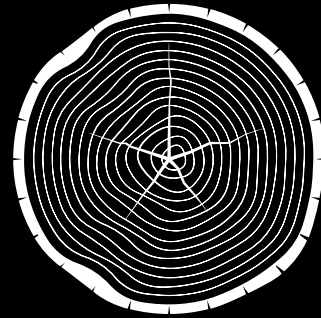
You can find the full range of accessories for guide rails and the entire Festool system on our website:  
» [www.festool.com/accessory](http://www.festool.com/accessory)



(Heart)



(Head)



(Wood)

Does a passion for wood run in families? If this is true, the DNA of Hermann Roither and his two sons, Hermann junior and Christian, would prove this beyond any doubt. The family members are the fifth generation to run a small and excellent family-owned joinery.

Text: Ralf Christofori | Photography: Sven Cichowicz, Lana Yanovska

**GAMPERN**

47° 59' N | 13° 33' E



40

**T**ischlerei Roither ('Roither's Joinery') based in the town of Gampern in the state of Upper Austria is a company with a great tradition. It was founded by Franz Roither in 1883, who built a workshop on a green meadow at the eastern end of the small hamlet of Schwarzmoos and gradually established a solid reputation in the region. Three generations and almost 100 years later, Hermann Roither would take over the business in 1982. He would then hand over the joinery to his two sons, Hermann junior and Christian, in 2016 but would remain in an active role at the enterprising family-owned company – not because he didn't want to go but because he didn't want to leave the boys on their own.

You don't need to sequence the Roithers' DNA to work out which of the three has the greatest passion for wood – all of them clearly have more than enough of this in their genes. You can hear it clearly when the two young bosses talk about the history and the future of their joinery firm, you can feel it when they show their appreciation for the knowledge and expertise that their father has shared with them, and you can see it in the attention to detail given to every piece of furniture and all of the furnishings leaving the workshop to be assembled on delivery.

### Growing with tradition and modernising in keeping with the times

Tischlerei Roither has ten employees, some of whom have worked at the company for over 30 years and who have invaluable manufacturing expertise. Hermann Roither junior gives us a tour of the establishment, which has grown organically over the decades. 'We've optimised our production facility over the years and try to prepare as much as possible here at the workshop so that everything fits together exactly when assembled on-site,' he explains. This means that the 'old' belt sander makes just as valuable a contribution as the latest Festool tools for machining wooden workpieces on workbenches.

'New machinery opens up new opportunities and ultimately leads to new orders that couldn't be handled without this machinery,' says Hermann Roither senior, who was especially impressed by the cordless Festool tools. Moreover, because there are now no longer any limitations to battery-powered machines, even at a high power consumption, they are not only used on-site but are in almost constant use at the workshop.



↑ The young generation at Tischlerei Roither is moving forwards – with the latest tools from Festool.

→ At the workshop, the 'old' belt sander makes just as valuable a contribution as the new cordless manual sander.

↓ The two young bosses, Christian and Hermann Roither (front), have been leading the family-owned company towards the future for four years.





**'WITH FESTOOL TOOLS,  
YOU OFTEN FEEL LIKE  
THEY'RE ACTUALLY  
THINKING TOO WHILE  
YOU'RE WORKING.'**

Hermann Roither





↑ For repeated work steps, the CNC router performs many work processes in next to no time and is much quicker than someone manually carrying out this work.

↓ While the CNC router makes manufacturing more efficient, the workers' craftsmanship expertise and knowledge of materials remains invaluable.



**'NEW MACHINERY  
OPENS UP NEW  
OPPORTUNITIES AND  
ULTIMATELY LEADS  
TO NEW ORDERS  
THAT COULDN'T BE  
HANDLED WITHOUT  
THIS MACHINERY.'**

Hermann Roither

↓ **Open to new ideas: Hermann Roither senior is thrilled by the Festool QUADRIVE cordless percussion drill.**



### **Machines that make work easier and think with you**

In 2017, shortly after the sons had taken over the business, they purchased a CNC router. This was a considerable investment but was in no way intended to replace craftsmanship or employees, as Hermann Roither junior emphasises, 'it's primarily about us implementing our expertise more efficiently in areas where it is sensible to do so. Our many mobile power tools help us to do this and they make our work much easier. And the same is true of stationary machines, like the CNC router, which we use to make repeated machining steps more efficient, such as those used for making door hinges, locks or fittings.'

While that might not sound romantic, it may reflect the reality of things. However, Hermann Roither junior doesn't believe that this could usher in the end of this form of craftsmanship. 'The CNC router is really great. You press a button and it does what you tell it to,' he explains with a smile on his bearded face. He continues, 'with Festool tools, you often feel like they're actually thinking too while you're working.'

### **Planning, designing and manufacturing at the highest level**

Traditional craftsmanship and modern manufacturing process go hand in hand at Tischlerei Roither and both analogue and digital skills are equally sought after. 'You can't have one without the other,' says Christian Roither, who is qualified as an architect and plans and designs complex customer projects using professional CAD software. He always keeps two things in mind – the idea for a project, devised in collaboration with the customer and with a digital 3D visualisation; and a clear vision of how the digital idea can be implemented in 'analogue' form at the workshop to the highest quality standard. 'Design, planning and execution must be perfectly coordinated,' stresses Christian Roither. How does that work? With good, old-fashioned care and precision, combined with the best digital and analogue tools and their workers' invaluable expertise. And above all, a special passion for wood.

Read about other exciting projects in the trade in our blog:  
» [www.festool.com/blog](http://www.festool.com/blog)

### **TISCHLEREI ROITHER OG**

Tischlerei Roither is based in the town of Gampern, Upper Austria and was founded in 1883. This family-owned business now run by its fifth generation specialises in producing high-end furniture and interior fittings. Its customers get everything from a single source – precision craftsmanship combined with cutting-edge manufacturing techniques; professional 3D planning, design expertise and high-quality woodworking with selected wood-based materials.

# SMALL & EXQUISITE

44 Whether for grooving, chamfering, rabbeting or profiling – our compact Festool OF 1010 router is a real all-rounder and a must for every carpentry workshop. In addition, the new OF 1010 R represents a real step up in virtually every respect.

Text: **Ralf Christofori** | Photography: **Torben Jäger, Thomas Baumann**



**F**or over 50 years, Festool routers have been the secret stars of every carpentry and joinery workshop – loved by customers, renowned for their manoeuvrability, virtually unlimited versatility and unmatched level of precision. You could say that the family is the star and every router in the Festool family has its own particular qualities. For instance, the OF 2200 is the powerhouse with enormous torque, the OF 1400 is the lightweight in its performance class, and, last but not least, the OF 1010 router is compact and versatile. All of these routers are unrivalled in their abilities.

#### Perfect handling and intuitive operation

The new, 'small' OF 1010 R router has now arrived and has been on the market since the summer of 2021. On appearance alone, the new OF 1010 R has remained faithful to the compact design of its extremely popular predecessor. However, at second glance, it becomes clear that a significant change has been made to its design. As with the OF 1400, the depth adjustment is at the front of the machine, easily accessible and is intuitive to operate. Directly behind this, there is the robust dual column clamping system which enables users to work even more precisely because the two guide columns are clamped at the same time. In addition, the position of the turret stop has also been changed for a clearer view of the router and to enable easier access when changing tools.

At the very latest, users will notice the positive effects of these developments as a whole and in detail when they start working with the new OF 1010 R router. Its compact size and low weight means that it can be accurately guided along edges, lines or curves. It can also be finely adjusted with high precision and in record time in a matter of seconds. In addition, the OF 1010 R offers greater safety thanks to the quick-acting brake and restart protection. We have also optimised the bayonet extraction adapter to make it easy for users to work dust-free in any situation. This new adapter makes it even easier to quickly position the extractor hose on the new OF 1010 R.

#### Small router – big on performance

Equipped with the suitable Festool cutters, the OF 1010 R handles every task with ease and extreme precision. The new OF 1010 R also becomes a true all-rounder when combined with the comprehensive range of system accessories, such as routing templates, guide rails and the VS 600 jointing system. It therefore seems clear that the 'small' OF 1010 R – the new star among the routers – will shine even brighter in the future, both within the Festool family and far beyond.

**THE VERSATILITY OF**  
**THE NEW OF 1010 R IS**  
**VIRTUALLY UNLIMITED,**  
**GIVING THIS 'SMALL'**  
**ROUTER A BIG PERFORMANCE.**

# OF 1010 R



#### THE COMPACT ROUTER

- > **Lightweight and handy.** The lightweight and compact router with 55 mm routing depth adjustment range and handle is ideal for precisely routing edges, dovetail joints and circles, as well as for other intricate work.
- > **Very stable and precise.** The double-sided column clamp makes the new OF 1010 R extremely torsionally rigid and ensures reliably precise routing results.
- > **Extremely versatile.** Its wide range of system accessories, such as cutters, routing templates and guide rails means that the OF 1010 R's applications are virtually unlimited.
- > **Clean and healthy.** Routing with an extraction system is a must and the OF 1010 R can be seamlessly combined with Festool mobile dust extractors for a clean working environment.

#### FIND OUT MORE

Visit our website for everything you need to know about the new OF 1010 R compact router and its counterparts:

» [www.festool.com/of1010r](http://www.festool.com/of1010r)

## Because every detail matters ...

46 As the saying goes, the devil is in the detail. And we've gone all out to make sure that you can route diabolically well with our new OF 1010 R router. Here are the most important new features at a glance.

### Fine adjustment in record time

The OF 1010 R's robust depth adjustment is intuitive to operate. It can also be finely adjusted in a matter of seconds with 1/10 mm precision.

### Maximum precision

The double-sided clamp on the guide columns makes the router extremely torsionally rigid and therefore ensures precise results.

### Clean connection

The bayonet extraction adapter for the new OF 1010 R (for 27/36 mm) has a round cross section, making it easy to securely position the extractor hose.

### Totally unobstructed view

The clearly visible work area of the new OF 1010 R offers the best view of the router. This ensures easy cutter changes and precise work results.

### Festool routers and accessories

Festool offers everything from a single source – machinery, routers and an unmatched range of clever system accessories. If we haven't got our sums wrong, we offer more than 200 routers in different geometries, versions and specifications – for optimal results for every application.



## ... when it comes down to it.



**A clean solution.** When machining edges, the KSF-OF 1010 chip deflector provided catches chips at their source. This can optimise dust extraction when routing up to 98%.



**Holes in series.** The OF 1010 R can be used with the LR 32 hole drilling system to make the process of producing series of holes for shelf supports, rear wall supports and fittings easy, efficient and quick.



**Combining tradition with efficiency.** When combined with the VS 600 jointing system, you can achieve perfect woodworking results at the highest level, for example for box joints, as well as for precisely fitting dovetail and dowelling joints.



**Stubbornly straightforward.** Using the guide rail adapter for the router and the guide rail ensures dead-straight cut-outs (such as grooves) – even over several metres, if necessary.




**Precise cut-outs and curves.** The MFS 400 multi-routing template can be quickly and precisely adjusted on surfaces and in edges – which is perfect for cleanly routing hinges and other fittings. It is also ideal for routing circles.

3:0

It's not just in football that the team is the star. This is especially true if all members of the team always give their all. At Festool, we follow this guiding principle without compromise – whether in testing, production or service. We have 'scored' in 3 areas to ensure that you have 0 problems while working.

Text: **Ralf Christofori** | Photography: **Martin Wagenhan, Torben Jäger**





# 1:0

## Festool testing

Why our products really need to be made to suffer.

**T**he mistreatment and torture inflicted on Festool machinery comes quite close to sadism and involves testing equipment to breaking point and beyond. While this is not how a sensible tradesperson would treat their tools, the machines must be able to withstand it. 'We're passionate about making our products suffer,' says Head of Testing Gerhard Grebing with a smile. He dispels a preconception, adding that his colleagues aren't sadists but, in fact, 'love Festool products. But they need to use this passion to torture our tools so that they perform on a daily basis as we and our customers would expect.'

In the dust chamber, an orbital sander almost suffocates under masses of dust – but stubbornly continues running. Meanwhile, during drop testing, a cordless manual sander slams against a metal floor from a height of two metres until it breaks (or, indeed, doesn't break). Furthermore, spray arch testing examines whether a mobile dust extractor's switches and safety devices can withstand a form of continuous rain for hours at a time. Each new product from Festool will have been subjected to tens of thousands of hours of testing under extreme conditions before it is brought onto the market. They are then continuously tested and inspected according to the highest quality standards. We do this so that our customers have a long-lasting tool that never lets them down.



↑ During testing in Wendlingen, Festool cordless manual sanders must withstand relentless drop testing.

↗ The acoustic chamber is used to minimise machine noises and to filter out unpleasant frequencies.

→ On a roller test bench, extractors are jolted over a doorstep thousands of times.

↓ Spray arch testing of a mobile dust extractor's safety devices at the Illertissen plant in Bavaria.





DURING TESTING, PRODUCTS  
ARE MISTREATED AND  
TORTURED - TO BREAKING  
POINT AND BEYOND.





# 2:0

**Festool production**

Why we leave  
nothing to chance.

**T**he benchmark for all of the products we develop is that they should be of the highest quality. However, because the requirements for tools have become increasingly complex, they must display multiple qualities. For example, customers expect robust and long-lasting precision tools, which are also ergonomic, safe, better for your health and connected. Moreover, if – as is usually the case with Festool – everything is thought through as a system, this means that everything also needs to be perfectly coordinated.

In order to fully assure these qualities in production, Festool leaves nothing to chance. 'As the sole tool manufacturer, we develop and produce our own mobile dust extractors,' emphasises Ulrich Brunner, Head of Production at the Illertissen plant. When you're at the assembly lines of the Neidlingen plant, you get an idea of the electronics and mechanisms that go into each tool. Moreover, a new assembly hall is currently being built in the town of Weilheim an der Teck in south-western Germany. It will have cutting-edge production and energy-related building standards that will set a new benchmark. But why are we doing all of this? – To ensure that our customers can continue to fully rely on our products' many qualities.



↑ Festool service technicians give 100% so that our customers can also give 100% when working.

← The compact dust extractors are manufactured at the state-of-the-art assembly line at the plant in the town of Illertissen in Bavaria.

↓ Every Festool tool is comprehensively analysed and tested as part of the repair order.



# 3:0

53

## Festool SERVICE

### Why we give our all for you and your tools.

It goes without saying that Festool's approach of doing everything the right way also extends to service, including our excellent repair service. The service technicians at the Festool factory service centre know every machine inside and out and have all of the necessary testing, assembly and adjustment equipment on hand. They also only use original spare parts and all of the work they carry out is under warranty. 'Above all, the work needs to be straightforward and quick,' says Jens Graner, Head of the Service division at Festool. He adds that, 'our service technicians do everything to ensure that customers do not have to go without their tool for long, and that the tool works as good as new after repair.'

Whether for repair orders, warranty claims, protection against theft or spare part availability, you can rely on Festool's direct and comprehensive service over the tool's entire service life – which can be very long in the case of Festool products. If you use this exceptional service, you've definitely made the right choice. It's not just for convenience's sake – it also makes purchasing a Festool system a sound investment.

Discover even more Festool services on our website:  
» [www.festool.com/service](http://www.festool.com/service)

# TCL 6 DUO



**Charge battery packs simultaneously with the DUO charger**  
The new TCL 6 DUO rapid charger makes it quick and convenient to charge two battery packs simultaneously. Each bay has its own charging progress indicator.



**Dual charging in action**  
The new TCL 6 DUO is particularly worthwhile when extensively using our dual battery tools, like the KSC 60 or the TSC 55 K.

## THE DUO CHARGER

Fans of cordless tools consider two factors to be particularly important – the battery should have long service life and it should be recharged as quickly as possible. After all, users of cordless tools are looking for quick and cost-effective solutions. With the new TCL 6 DUO rapid charger, you can halve the charging time both in theory and in practice by charging two batteries simultaneously. This is because there are two bays with independent TCL 6 electronic charging systems in the compact housing and they can each supply six amperes of charging current. In addition, they can be used to charge all standard 10.8 V, 14.4 V and 18 V lithium-ion battery packs and the standard slide-in interface (from 2007). Having dual charging available is simply a priceless advantage – and even brings a twofold benefit in the case of our powerful KSC 60 and TSC 55 K saws or the new cordless extractors in a dual battery system.

» Find more useful helpers and accessories from Festool at: [www.festool.com/accessory](http://www.festool.com/accessory)

# IMPRINT

## FESTOOL MAGAZINE #3

### Publisher

Festool GmbH

### Festool Editorial Lead

Alma Colbazi-Rebmann

### Editing

RC Redaktionsbüro, Saarbrücken, Germany  
Dr Ralf Christofori  
Anja Soeder

### Art direction & layout

Yama Inc, Stuttgart/Berlin, Germany  
Ingo Ditges  
Marie Martin

### Translation

STAR Deutschland GmbH, Sindelfingen, Germany  
WIENERS+WIENERS GmbH, Ahrensburg, Germany

### Media services

LOTS OF DOTS MediaGroup. AG, Mainz, Germany

### Cover photo

Thomas Baumann

© 2021 Festool GmbH

Subject to changes and errors. All images are non-binding. Produced for Festool GmbH, 73240 Wendlingen, Germany, 07/2021.

Reproduction of this text, in part or in whole, is permitted only with the written consent of the publisher.

[www.festool.com](http://www.festool.com)

Vibration levels and emission values can be found in the operating instructions at [www.festool.com/operating-instructions](http://www.festool.com/operating-instructions)

The Bluetooth® word mark and the logos are registered trademarks of Bluetooth SIG, Inc.; they are used by TTS Tooltechnic Systems AG & Co. KG, and therefore by Festool, under licence.

## Festool GmbH

### Import Partner Customer Service

Wertstrasse 20  
D-73240 Wendlingen  
Phone +49 (0)70 24/804-25400  
E-mail [Sales.IP@festool.com](mailto:Sales.IP@festool.com)

[www.festool.com](http://www.festool.com)



## UNCOMPROMISING PERFORMANCE

For a tradesperson, nothing is worse than a tool that dies. With our Warranty all-inclusive\*, not just your tools but also all batteries are fully covered. For us, it almost goes without saying that we will replace faulty components free of charge – for fully three years. We will even replace battery packs and chargers in the first three years – this also applies to battery packs and chargers. This leaves you to focus completely on what's important: your work.

Discover even more Festool services at:

» [www.festool.com/service](http://www.festool.com/service)

\* Warranty all-inclusive is valid for all Festool tools registered within 30 days of purchase. The Festool warranty terms and conditions shall apply and are available at [www.festool.com/service](http://www.festool.com/service). The service offer may differ according to country and dealer.

\*\* The offer for '3 year warranty' also applies to battery packs and chargers, but does not apply for damage to consumables and accessories, misuse, damage caused by the use of non-original accessories or spare parts, nor in the case of tools which have been dismantled or subjected to constant, hard-wearing use. Wear parts are excluded.



# FESTOOL



## Warranty all-inclusive\* Your performance assured.

- › 3 year warranty.\*\*
- › Professional repair.
- › 10 years replacement parts guarantee.

### ! Register quickly. Enjoy the benefits for a long time.

Festool tools can only be registered for the warranty all-inclusive\* by the purchaser themselves in MyFestool. Please note that the dealer cannot register tools on behalf of customers. Use the registration form in your MyFestool account or register your tool directly via the Festool Work app\*.

\*Warranty all-inclusive is valid for all Festool tools registered within 30 days of purchase. The Festool warranty terms and conditions shall apply and are available at [www.festool.com/service](http://www.festool.com/service). The service offer may differ according to country and importer. The MyFestool account respectively the Festool Apps are not available in all countries. Please contact your local dealer.

\*\*The offer for '3 year warranty' also applies to battery packs and chargers, but does not apply for damage to consumables and accessories, misuse, damage caused by the use of non-original accessories or spare parts, nor in the case of tools which have been dismantled or subjected to constant, hard-wearing use. Wear parts are excluded.

Tools for the toughest demands



69920 IP/en  
4 014549 403099